

sunderland empire

The West End of the North East



Sunderland Empire

Technical Specifications

Contact Details
Paul Rylance
Technical Manager
Sunderland Empire
4-5 High Street West
Sunderland
Tyne and Wear SR13EX

Tel 0191 5561058
E mail paulrylance@theambassadors.com

Please Note

This pack not only contains this document, it should also contain.

Cross section through aud & stage.DWG
Crossection across aud.DWG
Stage Ground plan.DWG
Sunderland empire Grid plan.PDF
Sunderland empire Dimmer layout plan.PDF
Sunderland Empire Dimmer Sched(final revision DW).xls

FRONT OF HOUSE

▪ **AUDITORIUM INFORMATION**

STALLS
DRESS CIRCLE
UPPER CIRCLE
GALLERY
BOXES
HOUSE SEATS
SEATING PLAN
MERCHANDISE
CORPORATE HOSPITALITY
HOUSE OPENING

AUDITORIUM INFORMATION

The Auditorium has a capacity of 2000 split over four levels.

STALLS:

Capacity: 833 Seated (Including 10 wheelchairs spaces) plus 32 Standing.

The stalls are situated on the ground floor. They are gently raked upwards to the rear of the auditorium with no steps making them fully accessible to all patrons. Seats with lowest and highest numbers at the front edges of the stalls have restricted view due to overhang of seats above. Surtitles are not visible from rows O to X.

DRESS CIRCLE:

Capacity: 396 Seated plus 32 Standing.

The dress circle is situated on the first floor and is accessible by stairs or by lift. Seats in the 'Slipper' areas of the dress circle and row A have restricted view. Row A also has slightly limited legroom. There are two steps between each row.

UPPER CIRCLE:

Capacity: 396 Seated plus 40 Standing.

The upper circle is situated on the second floor and is only accessible by stairs. It is a tiered area offering excellent overall views of the stage. Seats towards the ends of the rows can be restricted viewing, as are some seats towards the rear of this area. Row A is considered restricted legroom. Due to the height of the upper circle it may not be suitable for those suffering from severe vertigo. There are two steps between each row, which do not have a handrail.

GALLERY:

Capacity: 218 Seated plus 28 Standing.

The gallery is a tiered area of seats situated on the third floor. It is only accessible by stairs. The gallery is the highest point of the auditorium and is therefore unsuitable for anyone with mobility problems or vertigo. There are three very steep steps between each row.

BOXES:

Capacity: 3 x 4 Seats.

Boxes are situated at the rear of the dress circle and are reserved for use by the venue manager.

HOUSE SEATS:

There are a total of twelve house seats situated in the Stalls on row N (21-26) and in the Dress Circle on row D (10-15). Use of the house seats is at the venue manager's discretion.

MERCHANDISE

Front of House staff can sell merchandise on your behalf subject to commission. Please contact the venue manager.


CORPORATE HOSPITALITY

The New Hospitality Suite is situated on the Mezzanine level. It is fully accessible via the lift from the Foyer Bar. For smaller groups of people the Vesta Tilley bar can also be used, however this is not fully accessible. Use of the Hospitality Suite or Vesta Tilley bar should be arranged via the Corporate Events Co-ordinator.


HOUSE OPENING

House opening time is usually thirty minutes before curtain up.


GALLERY




UPPER CIRCLE



DRESS CIRCLE



STALLS



STAGE



TECHNICAL SPECIFICATIONS

HARD HATS AND STEEL TOECAPPED SHOES/BOOTS MUST BE WORN DURING FIT UP AND GET OUT PERIODS OF WORK.

STAGE DIMENSIONS

Proscenium Opening 10515.60mm (34' 6") Wide 8970.00 (29' 5") High

Height to fly floor 11800.00mm (38' 8.5")

Height to grid 22500.00mm (75' 9.7")

Stage depth 12801.60mm (42') Flying to back wall

Stage width 23469.60mm (77')

The stage surface 1"(25mm) ply coated with ¼"(6.25mm) hard board – the floor may not be cut or altered in any way.

The stage is a flat surface.

Get in Doors

Are situated stage left directly on to stage, we can fit in 2 trucks at a time.

Black Box

We have 5 legs and 5 borders, along with 1 full 1 half Black Cyc, we also have a White Cyc that can be used.

Standard Black Box

1.Header

2.Tabs

3.Border

4.Legs

8.LX1

15.Border

16.Legs

18.LX2

27.Border

28.Legs

29.LX3

47.Border

48.Legs

Flying System

Fly floor is situated at the Stage Right side.

Set of lines 58 Counterweights: 1, 2 & 3 used for house tabs and house borders.

All bars are ladder beamed and have a maximum capacity of 680Kg with a maximum point load of 250Kg (Total including bar Weight 750Kg)

Width between fly rails 18280.00

Comms

Distributed Comms System

Risers

We have 5x2mx1m (6x3ft) on one set of legs and 7x2mx1m (6x3ft) on another set of legs and fixings that do not go together.

These are available to hire please contact The Technical Manager for information.

Baby Grand Piano

Is available for hire, please contact The Technical Manager.

POWER

Stage Left Temp Supply: (Prompt side) 300amps per phase.

Outputs: 3 phase 300A Powerlocks, 125A, 63A and 32A

Single Phase 125A, 63A, 2 x 32A and 16A

Programmable RCD Protection

Electrics Gallery Temp Supply (Stage Left)

Outputs: 3 Phase 250A Powerlocks, 125A, 63A and 32A

Single Phase 125A, 63A, 2 x 32A and 16A

Programmable RCD Protection

N.B. This supply is shared with the house dimmers

USL & USR Power:

One 3 Phase 63 amp output USR

One 3 Phase 63 amp output USL

Grid Power:

One 3 Phase 63A Output

If companies require more please contact the Technical Manager.

SOUND

The theatre has no in-house sound equipment but this can be hired in at a cost. Alternatively we are able to give contact details of local hire companies – for details please contact the Technical Manager.

Sound Power

Temp Sound Supply: (DSR) 125amps per phase

Outputs: 3 Phase 125A, 63A

Single Phase 125A, 63A, 2 x 32A and 16A

13A distributed around Stage, Pit and Front of House

LIGHTING

Strand Lighting 530 Lighting Control Desk

360 ways of ETC sensor of which 20 ways 5Kw

30 ways of non dim hard power

Distributed DMX and Ethernet

Lighting on Stage

- 4 Iris 4s
- LX bar 1 –12 Cantata Fresnels 1.2K + 4 Pars +2 Cantata 18/32
- Bar 2 – 12 Cantata Fresnels 1.2K + 4 Pars +2 Cantata 18/32
- Bar 3 – 12 Cantata Fresnels 1.2K + 4 Pars +2 Cantata 18/32

Front of House

- 12 19Deg S4 750W (Up in The God's)
- 4 Cantata 11/26 (Goal Posts 2 a side)
- 6 Parcans-Slips, 3 a side.
- 2x 1290 Lycian Follow Spots with 2K xenon lamp house

Rigging

4X 1K Stagemakers (1 tonne per point), just off the edge of the forestage.

Effects

- 5 x 4' UV tubes

Mixer Location

Permanent rear of stalls for touring lighting and sound systems.

The mixer position is at the rear of stalls just slightly auditorium left.

2 x 175mm ducts installed from Orchestra pit from Rear stalls position.

The multi run is 50 meters long.

Health and Safety Policy

No touring equipment will be let in the building without complete Liability and Health and Safety Documentation, these should be emailed to the Technical Manager well in advance of the Production.

Staffing

Crew must take a clear hour break after a maximum of 5 hours-please take this into consideration when scheduling.

Crew must have a clear 11 hour break in between shifts.

Visiting Companies will not be permitted to work in the venue without the presence of a member of Technical staff.

Internet

Please note that there are 2 computers in the Green Room linked to the Internet, there is also a wireless system which covers the Green Room and Production Office.

ORCHESTRA PIT

Without Extension: Up to 40 persons plus instruments & conductor.

With Extension: Up to 70 persons plus instruments & conductor.

There is also additional space beneath the stage (isolated from main pit), which can house up to 10 persons plus instruments.

TMA / Bectu Code of Conduct

Please be aware that we follow the TMA / BECTU Code of Conduct for

Get-in's, Fit-up's and Get-outs. The Visiting Stage Manager will be required to complete all relevant paperwork with the Resident Stage Manager / Chief LX, following the Get-out.

DRESSING ROOMS

A Block

Mezzanine level 1 = 3 Occupants

2 = 4 Occupants

3 = 6 Occupants

First Floor 4 = 8 Occupants

5 = 3 Occupants

6 = 3 Occupants

7 = 7 Occupants

8 = 7 Occupants

Second Floor 9 = 12 Occupants

10 = 4 Occupants

11 = 7 - 12 Occupants

None of the A Block dressing rooms are en-suite but do have a washbasin and at least one shower.

B Block

First Floor Numbers 1-5 = 5 Occupants each, all en-suite.

Company Office (Up to 4 Occupants).

Second Floor Numbers 6-10 = 5 Occupants each all en-suite.

Third Floor Numbers 15 & 16 = 11 Occupants en-suite.

Wardrobe room

Wig room